



OK Consulting

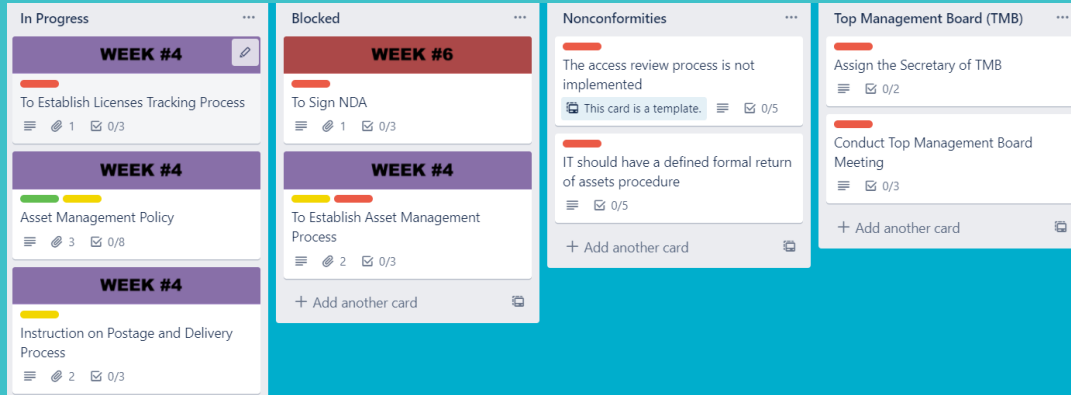
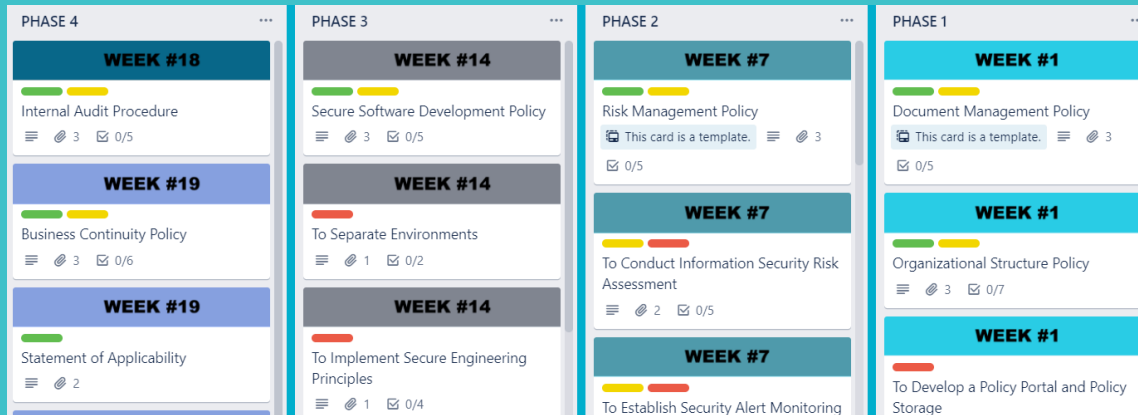
**ISO/IEC 27001:2013 Implementation
Kanban Board:**

<https://www.okconsultings.com/>

Save your team time with our customizable workflow



Product Overview



ISO/IEC 27001:2013 Implementation Kanban Board is the best way to put an Information Security Management System (ISMS) in place easily and effectively and achieve certification to the ISO27001:2013/17 standard with much less effort than doing it all yourself.

WHAT MAKES IT SPECIAL:

- ✓ *Full list of ISO/IEC 27001: 2013 requirements with detailed description*
- ✓ *22 policies and procedures templates – unlimited access to all documents required for certification*
- ✓ *Access to a Kanban Board designed to track ISO 27001 Implementation progress*
- ✓ *10 registers and additional documentation templates*
- ✓ *Fully optimized for small and medium-sized companies*

OK Consulting



PROCESS

- *The implementation cycle divided into **4 phases** makes it possible to lead it in the best possible direction*
- *All stages are **automated** and easy to control on an Online **Kanban Board***
- *There is a **nonconformities review stage** after each phase*

DOCUMENTATION

- *Fully **editable 22 templates** in Microsoft Office or Google Docs*
- *An average of **15 comments** per template guiding you on what to fill out*
- *Documentation language – **English***
- *Available as an instant download*

KANBAN BOARD

- *This unique agile board designed to **reflect all ISO 27001 standard requirements***
- ***Full access and control. Editable.***
- *Integration with **Jira and MS Teams.***
- ***Templates** attached to each task*





How It Looks Like

BOARD

The Kanban board is organized into five columns, each representing a different stage of the project workflow:

- PHASE 1:** Contains four task cards, each with a weekly header (WEEK #2, WEEK #3, WEEK #4, WEEK #4) and a task description. Each card includes a progress bar, a list icon, a comment icon with a count, and a checkmark icon with a count.
- In Progress:** Contains four task cards with weekly headers (WEEK #1, WEEK #2, WEEK #2, WEEK #4). The first card includes a 'Template' icon. Each card includes a progress bar, a list icon, a comment icon with a count, and a checkmark icon with a count.
- Blocked:** Contains two task cards with weekly headers (WEEK #1, WEEK #3). Each card includes a progress bar, a list icon, a comment icon with a count, and a checkmark icon with a count.
- Nonconformities:** Contains two task cards with red progress bars. The first card includes a 'Template' icon and a checkmark icon with a count. The second card includes a checkmark icon with a count. Below the cards is an 'Add another card' button.
- Done:** Contains two task cards with weekly headers (WEEK #1, WEEK #3). Each card includes a progress bar, a list icon, a comment icon with a count, and a checkmark icon with a count. Below the cards is an 'Add another card' button.

In the bottom right corner of the board, there is a logo consisting of several blue squares of varying sizes arranged in a grid-like pattern, and the text "OK Consulting" below it.



How It Looks Like

CARD

PHASE 3
+ Add a card

WEEK #2

Information Security Policy
in list [In Progress](#)

LABELS

Mandatory Document Additional Documentation +

ADD TO CARD

Members
Labels

[Company Logo]

[Company Name]

[Confidentiality Level]

PL- RISK MANAGEMENT POLICY

Version: 1.0

OK Consulting
ATTENTION: All fields in this document marked by square brackets [] must be filled in.


OK Consulting
Please specify the document Confidentiality Level:
Public
Internal
Confidential
Usually, it is the "Internal" level for most Policies and Procedures.

OK Consulting
Please insert the actual version number.




How It Looks Like

TEMPLATES

 **Description** Edit

Please download and fill the Policy template. All Policies are designed according to ISO 27001 requirements. In case you have no process in place, you should register this in the Nonconformities list.

Involved Departments: IT, Top Management, Asset Owners

 **Attachments**

DOCX	Risk Management Policy_Template.docx ↗ Added Jun 10 at 4:29 PM - Comment - Delete - Edit
XLSX	Risk_Treatment_Plan_Template.xlsx ↗ Added Jun 10 at 4:30 PM - Comment - Delete - Edit

Checklist

Attachment

POWER-UPS

+ Add Power-Ups

Get unlimited Power-Ups, plus much more.

Upgrade Workspace

AUTOMATION ⓘ

+ Add button

ACTIONS



How It Looks Like

CARD



[Company Logo]

[Company Name]

[Confidentiality Level]

PL- RISK MANAGEMENT POLICY

Version: 1.0

Share icon

**Want to buy a product or have additional questions?
Let's get in touch:**



OK Consulting

<https://www.okconsultings.com/>

[LinkedIn](#)

Phone: +380975080764

support@okconsultings.com